



MICHIGAN CRUISE

Look for the red paddle wheel! The entertainment cruise ship that symbolizes Lake Biwa.

Promotion Video

The Michigan had her maiden voyage on April 29, 1982, and is the most famous large cruise ship on Lake Biwa. She is named after the American state of Michigan, which has a sister state relationship with Shiga Prefecture, as a wish for friendly relations between the two countries. Since her first voyage, she has been beloved by millions of passengers as the only stern-wheeler in Japan.

Restaurant Reservations required



Michigan Buffet Michigan 90 Arrives/Departs Otsu Port
Buffet charges: Adults (13 or older): 3,800yen, Children: 1,900yen, Infants (2 or older): 800yen

For parties with reservations for 14 or fewer, we may provide your meal on a table-order basis instead.

Dinner Course Michigan Night

Full-course dinner charges: 6,000yen, 8,000yen, 10,000yen
Children's Plate: 2,000yen

Michigan 60 limited menu

★Morning Tea Set (9:40 sailing only) 2,000yen With drink
★Afternoon Tea Set (15:00 sailing only) 2,700yen With drink

Light meal Drinks

These can be purchased without reservations at the Michigan Bar on Deck 3.

*Menus are examples. *Please note that contents and prices are subject to change based on the season.

Fried fish dog(Limited numbers) : 800円
Michigan French Fries : 500円 Lunch Box (Michigan 90 only) 2,500Yen
Soft drinks : 400yen...And more Reservations required

The following passengers must make advance reservations. ①Those wishing to dine. ②Those wishing to hire the entire ship or a private cabin. ③Groups of 15 or more.

Dining charges do not include cruise fares, which must be paid separately.

No outside food or drink is allowed on board. *Please note that dining menus are subject to change without notice depending on the season or available produce. *All images are for illustrative purposes.

Sightseeing spots around Otsu port

Photo credits : ©Biwako Valley Co.,Ltd./Biwako Visitors Bureau

Biwako Terrace /Biwako Valley ● 70 mins. by car from Otsu Port

Ishiyama-dera Temple ● 20 mins. by car from Otsu Port

Enryaku-ji Temple, Mt. Hiei ● 30 mins. by car from Otsu Port

Mii-dera Temple ● 5 mins. by car from Otsu Port

Biwako Otsukan (Former Biwako Hotel) ● 1 min. walk from Yanagasaki Port

Enjoy an aerial stroll on the ropeway, and then once you reach the summit, you are faced with panoramic views of the stunning scale of Lake Biwa from north to south.

The cable car and driveway are two ways to get to Mt. Hiei, and you can easily enjoy strolling amidst nature or exploring historical sites in addition to visiting the various temples.



Michigan Cruise
Michigan 60
Michigan 90
Michigan Night



The Michigan pursers and the Michigan crew will make your cruise or sightseeing tour of Lake Biwa a time to remember. Enjoy one of the free live music shows on board.

Otsu Port

- 5 mins. by bus from JR Otsu Station. Get off at Hamatsu bus stop (Keihan Bus, Kojak Bus, Ohmi Railway Bus)
- 3 mins. walk from Biwako-hamaotsu Station on the Keihan Line (A good way to get here from Osaka or Kyoto is to change to the Keihan Railway at JR Yamashina Station and get off at Biwako-hamaotsu.)
- 10 mins. by car from Otsu Interchange on the Meishin Expressway *Biwako Kisen does not offer passenger parking. Please use local parking sites (charges apply).
- Biwako Kisen passengers spending 500 yen or more at the Lake Station Hamaotsu (inside Hamaotsu A-Qu) can use the Hamaotsu A-Qu parking lot at no charge.

Please check access to Nionohama Port and Yanagasaki Port on our official website.



The top deck offers sweeping 360-degree panoramas of Lake Biwa. Enjoy the beautiful scenery of the lake.



The Michigan is unusual in that it is a stern-wheeler, powered by a single rear paddle wheel. Passengers can get a view of the wheel from directly above in the Paddle Watching Zone.

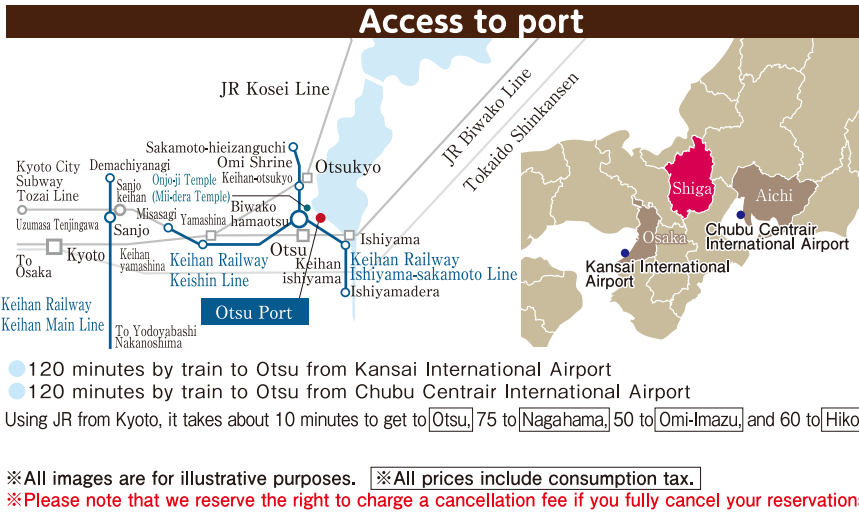


There are night cruises at certain times during the year, offering the chance to enjoy views of the illuminated Lake Biwa Fountain and the night lights around the lake.

South Lake Cruise (Winter Cruise) Cruise Availability: Weekdays, December 8 to 26, 2025 and January 5 to March 6, 2026

South Lake Sightseeing Boat	Departs Otsu Port	Departs Yanagasaki Port	Departs Nionohama Port	Arrives Otsu Port	Fares #1
	11:00	—	—	12:00	Adults (13 or older) 2,200 yen Children 1,100 yen*2
	14:00	—	—	15:00	LANSING

*A different boat than shown in the photograph may be used. *Stops will only be made at Nionohama Port and Yanagasaki Port when there are reservations by groups of 15 or more persons. *All prices include tax.



Check out the details of the Michigan Cruise here!

Lake Biwa Cruise English

MICHIGAN CRUISE

Japan's Largest Lake

2025
2026



*This information is based on cruises departing from Otsu Port.

Cruise Courses	Departs Otsu Port (Biwako Hotel)	Departs Yanagasaki Port (Biwako Otsukan)	Departs Nionohama Port (Lake Biwa Otsu Prince Hotel)	Arrives Otsu Port	Fares #1	Cruise Availability
Michigan 60	60 minute course 9:40 A	—	(10:20) B	10:40	Adults (13 or older) 2,600 yen Children 1,300 yen #2	Daily from April 1 to December 7, 2025, December 27, 2025 to January 4, 2026, and March 8 to March 31, 2026*5
Michigan 90	90 minute course	11:00 A	(12:10) B	12:30	Adults (13 or older) 3,200 yen Children 1,600 yen #2	Daily from April 1 to December 7, 2025, December 27, 2025 to January 4, 2026, and March 8 to March 31, 2026*5 Weekends and public holidays from December 8 to December 26, 2025 and January 5 to March 1, 2026
		13:00 C	(13:20) D	14:30		
Michigan 60	60 minute course	15:00 E	(15:20) F	16:00	Adults (13 or older) 2,600 yen Children 1,300 yen #2	Weekends and public holidays from April 26 to May 6 and July 19 to September 28, 2025 Note: Daily from August 9 to August 17
Michigan Night #3	90 minute course	18:30 #4	—	20:00	Adults (13 or older) 3,400 yen Children 1,700 yen #2	Weekends and public holidays from April 26 to May 6 and July 19 to September 28, 2025 Note: Daily from August 9 to August 17

*1. Groups of 15 or more receive a 10% group discount (rounded up to the nearest 10 yen). *2. For children 5 years old or under, one free fare is included with each adult fare (if accompanying two children 5 years old or under, one child fare is required). However, this discount does not apply for groups of 15 or more. *3. Night cruises on the date of the Lake Biwa Fireworks Festival have their own timetable and fares. *4. Guests with meal reservations are able to board from 18:00 and enjoy their meal (while moored). *5. Due to a special tourism event on March 7, cruises for that day will use a special timetable and fare. *Michigan cruises may be operated by the Bianca or other craft. *Cruises may be unavailable due to private reservations or use in events. Please check our website or call us in advance to check sailing status. *Please inquire for pricing for school groups. *Please note that cruise schedules (timetables) or ports of arrival/departure may be changed or cancelled due to large numbers of passengers, strong winds, or poor weather. *All prices include tax.

微信支付 WeChat Pay 支付宝 ALIPAY 支付宝 ALIPAY 支付宝 ALIPAY

区间運賃

A Otsu Port	Nionohama Port	Adults (13 or older) 2,240 yen*1 / Children 1,120 yen*2
B Nionohama Port	Otsu Port	Adults (13 or older) 1,060 yen*1 / Children 530 yen*2
C Otsu Port	Yanagasaki Port	Adults (13 or older) 800 yen*1 / Children 400 yen*2
D Yanagasaki Port	Otsu Port	Adults (13 or older) 2,460 yen*1 / Children 1,230 yen*2

*Stops will only be made at Nionohama Port and Yanagasaki Port when there are reservations.

Inquiries / Reservations
BIWAKO KISEN co.ltd
(9:00~17:00)
TEL.+81-77-524-5000 (077-524-5000)
Web site <https://www.biwakokisen.co.jp/en/>

Head Office 〒520-0047 5-1-1 Otsu, Otsu City, Shiga Prefecture, TEL.+81-77-522-4115
Nagahama Port 〒526-0067 4-17 Minato-cho, Nagahama City, Shiga Prefecture, TEL.+81-749-62-3390
Imazu Port 〒520-1621 30 Imazu, Imazu-cho, Takashima City, Shiga Prefecture, TEL.+81-740-22-1747

QR codes, social media icons (Facebook, Instagram, X), and KEIHAN Biwako Kisen Steamship logo.

*All images are for illustrative purposes. *All prices include consumption tax. *Please note that we reserve the right to charge a cancellation fee if you fully cancel your reservations.



Promotion Video

CHIKUBUSHIMA CRUISE To the mystical island of Chikubushima, a "power spot" in the northern reaches of Lake Biwa.

About six kilometers off the shore of Lake Biwa is a granite island about two kilometers in circumference. The island is known for "Sinking Shadow of Chikubushima" in the famous Eight Views of Lake Biwa. A popular "power spot," the entire island is steeped in a mystical atmosphere, and people come from all over the country to visit. The Benten Daruma Dolls of Happiness at the Hogon-ji Temple and the "kawarake-nage" clay dish-throwing at the Tsukubusuma Shrine are both popular ways to help make prayers come true.



Main Hall, Hogon-ji (Benzaiten Hall)
This hall houses the Benzaiten image. Don't miss the paintings of the Heavenly Deities and the Flying Angels.



Boat Corridor, Hogon-ji (Important Cultural Property)
Said to have been built using the hull from Toyotomi Hideyoshi's pleasure craft, Nipponmaru. (Approx. 1.8 m wide, 30 m long)



Main Hall, Tsukubusuma Shrine (National Treasure)
The building is believed to have originally been part of Fushimi Castle. The shutters in the front of the Main Hall interior are beautifully carved with chrysanthemums, peonies, and phoenixes.



Karamon Gate (National Treasure) Kannon-do Hall, Hogon-ji
Part of the sixteenth-century "Paradise Bridge" in Toyotomi Hideyoshi's Osaka Castle, this is the only remaining part of the castle. The arched gable gate is a classic example of Momoyama-period design. The Kannon-do Hall houses a statue of the Thousand-Armed Kannon.

Sightseeing spots around Imazu&Nagahama port

Kurokabe Square
● 15 mins. walk from Nagahama Port

Metasequoia Avenue
● 15 mins. by car from Imazu Port

Shirahige Shrine
● 20 mins. by car from Imazu Port

Nagahama Castle Historical Museum
● 12 mins. walk from Nagahama Port

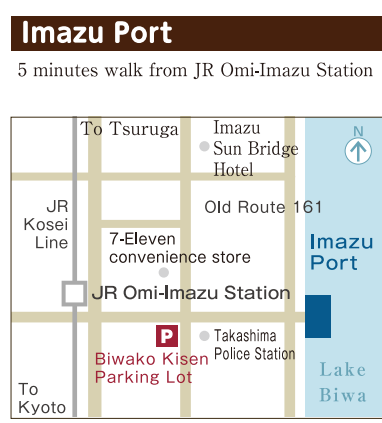
Kurokabe Square is the name given to the area of traditional streetscapes along the old Hokkoku Highway. Many fascinating shops can be found in this area, including the old bank building that had been known by its nickname of the "Kurokabe (Black Wall) Bank" from the Meiji period, and has now been renovated as the Kurokabe Glass Shop.

Hikone Castle (National Treasure)
● 10 mins. walk from Hikone Station

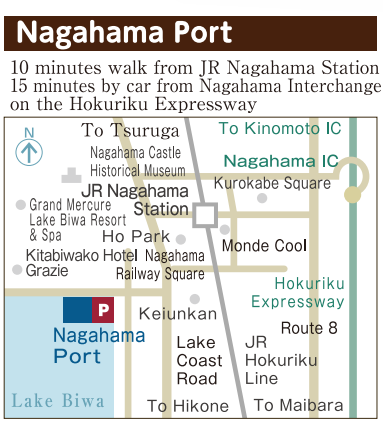
Believed to have been relocated from Otsu Castle, it not only offers external beauty for political symbolism, but the sophisticated military functions that a castle should have. It was designated a National Treasure in 1952.



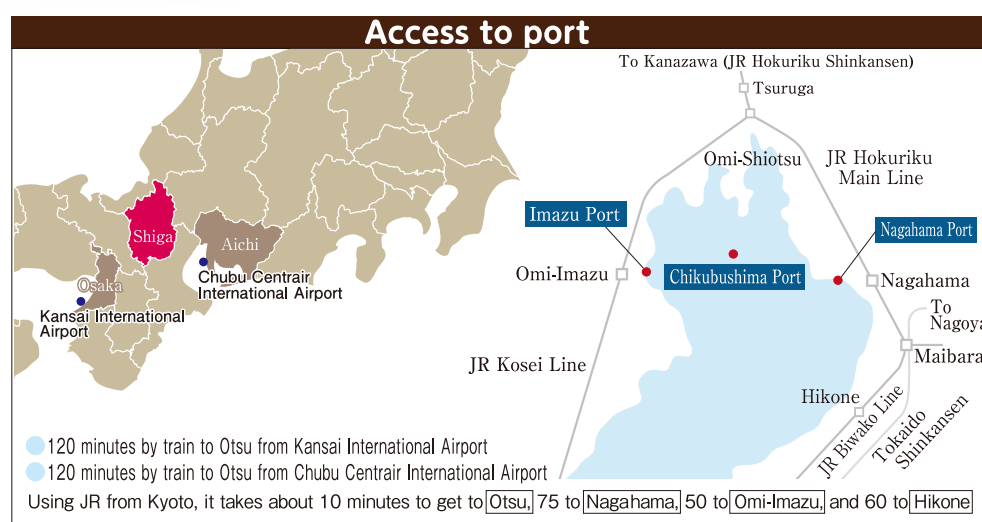
Ryujin Worship Site
It is said that your prayers will come true if you can manage to throw clay dishes through the torii gate facing Lake Biwa.



● All images are for illustrative purposes. ● All prices include consumption tax. ● Please note that we reserve the right to charge a cancellation fee if you fully cancel your reservations.



● All images are for illustrative purposes. ● All prices include consumption tax. ● Please note that we reserve the right to charge a cancellation fee if you fully cancel your reservations.



Check out the details of the Chikubushima Cruise here!

Lake Biwa Cruise English

CHIKUBUSHIMA CRUISE

A Power Spot and an Island of Mystery

2025 2026

Imazu Route
(Imazu Port ↔ Chikubushima return)

Fares Return ※1
Adults (13 or older) 3,200 yen, Children 1,600 yen※2
■Inquiries / Imazu Port (9:00-16:30) TEL.0740-22-1747

Normal Timetable
Daily from April 1 to December 7, 2025, December 27, 2025 to January 4, 2026, and March 8 to March 31, 2026 ※3
※⑤ Daily from April 26 and December 7, and December 27, 2025 to January 4, 2026

Cruise	Dep. Imazu Port	Arr. Chikubushima	Sightseeing stop	Dep. Chikubushima	Arr. Imazu Port
①	9:30	9:55	80mins	11:15	11:45
②	10:45	11:10	80mins	12:30	13:00
③	12:00	12:25	75mins	13:40	14:10
④	13:10	13:35	75mins	14:50	15:20
⑤※	14:20	14:45	70mins	15:55	16:25

Nagahama Route
(Nagahama Port ↔ Chikubushima return)

Fares Return ※1
Adults (13 or older) 3,600 yen, Children 1,800 yen※2
■Inquiries / Nagahama Port (8:30-16:30) TEL.0749-62-3390

Normal Timetable
Daily from April 1 to July 18, 2025, Weekdays from July 22 to December 7, 2025 Daily from December 27, 2025 to January 4, 2026, and March 8 to March 31, 2026 ※3
※⑤ Excluding November 25, 2025, to January 4, 2026

Cruise	Dep. Nagahama Port	Arr. Chikubushima	Sightseeing stop	Dep. Chikubushima	Arr. Nagahama Port
①	8:50	9:25	90mins	10:55	11:30
②	10:15	10:50	90mins	12:20	12:55
③	11:40	12:15	90mins	13:45	14:20
④	13:05	13:40	90mins	15:10	15:45
⑤※	14:30	15:05	85mins	16:30	17:05

Biwako Traverse Route
(from either Imazu Port or Nagahama Port)

Fares ※1
Adults (13 or older) 3,400 yen, Children 1,700 yen※2
■Inquiries / Please contact either Imazu or Nagahama port.

1. Imazu Port → Chikubushima sightseeing → Nagahama Port
Daily from April 1 to December 7, 2025 December 27, 2025 to January 4, 2026 and March 8 to March 31, 2026 ※3
※⑤ Daily from April 26 to November 24, 2025

Cruise	Dep. Imazu Port	Arr. Chikubushima	Sightseeing stop	Dep. Chikubushima	Arr. Nagahama Port
①	9:30	9:55	60mins	10:55	11:30
②	10:45	11:10	70mins	12:20	12:55
③	12:00	12:25	80mins	13:45	14:20
④	13:10	13:35	95mins	15:10	15:45
⑤※	14:20	14:45	105mins	16:30	17:05

Winter Timetable
Weekends and public holidays from December 8 to December 26, 2025, and January 5 to March 1, 2026

Cruise	Dep. Imazu Port	Arr. Chikubushima	Sightseeing stop	Dep. Chikubushima	Arr. Imazu Port
①	10:45	11:10	80mins	12:30	13:00
②	13:10	13:35	75mins	14:50	15:20

High Season Timetable
Weekends and public holidays from April 26 to May 6 and July 19 to December 7, 2025 Note: Daily from August 9 to August 17, 2025
※⑤ Excluding November 29 to 30 and December 6 to 7, 2025

Cruise	Dep. Nagahama Port	Arr. Chikubushima	Sightseeing stop	Dep. Chikubushima	Arr. Nagahama Port
①	8:50	9:25	90mins	10:55	11:30
②	9:30	10:05	90mins	11:35	12:10
③	10:15	10:50	90mins	12:20	12:55
④	10:55	11:30	90mins	13:00	13:35
⑤	11:40	12:15	90mins	13:45	14:20
⑥	12:20	12:55	90mins	14:25	15:00
⑦	13:05	13:40	90mins	15:10	15:45
⑧※	14:30	15:05	85mins	16:30	17:05

2. Nagahama Port → Chikubushima sightseeing → Imazu Port
Daily from April 1 to December 7, 2025 December 27, 2025 to January 4, 2026 and March 8 to March 31, 2026 ※3
※⑤ Daily from April 26 to November 24, 2025

Cruise	Dep. Nagahama Port	Arr. Chikubushima	Sightseeing stop	Dep. Chikubushima	Arr. Imazu Port
①	8:50	9:25	110mins	11:15	11:45
②	10:15	10:50	100mins	12:30	13:00
③	11:40	12:15	85mins	13:40	14:10
④	13:05	13:40	70mins	14:50	15:20
⑤※	14:30	15:05	50mins	15:55	16:25

Common to all three routes
 ※ No afternoon cruises from either Imazu or Nagahama on the day of the Lake Biwa Great Fireworks Festival.
 ※ Please note that cruise schedules (timetables) or ports of arrival or departure may be changed or cancelled due to large numbers of passengers, strong winds, or poor weather.
 ※ Visiting the temple and shrine on Chikubushima costs 600 yen for adults or 300 yen for children (13 and older are charged adult prices). Pay on site.
 ※ 1 Groups of 15 or more receive a 10% group discount (rounded up to the nearest 10 yen)
 ※ 2 For children 5 years old or under, one free fare is included with each adult fare (if accompanying two children 5 years old or under, one child fare is required). However, this discount does not apply for groups of 15 or more.
 ※ 3 Due to a special tourism event on March 7, cruises for that day will use a special timetable or have their content changed. (The Nagahama Route will operate with the normal timetable.)
 ※ All prices include tax

※ Visiting the temple and shrine on Chikubushima costs 600 yen for adults or 300 yen for children (13 and older are charged adult prices). Pay on site.

Inquiries / Reservations
BIWAKO KISEN co.ltd
 (9:00~17:00)
 TEL.+81-77-524-5000 (077-524-5000)
 Web site <https://www.biwakokisen.co.jp/en/>

Head Office 〒520-0047 5-1-1 Otsu, Otsu City, Shiga Prefecture, TEL.+81-77-522-4115
 Nagahama Port 〒526-0067 4-17 Minato-cho, Nagahama City, Shiga Prefecture, TEL.+81-749-62-3390
 Imazu Port 〒520-1621 30 Imazu, Imazu-cho, Takashima City, Shiga Prefecture, TEL.+81-740-22-1747

KEIHAN Biwako Kisen Steamship